

Oxford Journals

Excellence in Evidence | www.oxfordjournals.org

Oxford University Press (OUP) works closely with our society and journals partners, as well as our global author base, to publish over 300 high quality journals. Titles are accessible through a user-friendly platform which enables extensive searching in order to support your research needs. Content includes both the latest academic research as well as articles dating back as far as 1849!

WHAT YOU CAN FIND

- Over 300 high-quality scholarly journals published by Oxford University Press
- Diverse subject areas – from History, to Physics, to Medicine and Health, and many more

KEY FACTS

- Oxford Journals is home to over 300 journals, and 2,000,000 articles online
- Over 30 journals joining the Oxford Journals portfolio in 2015, with new titles being added to our subject collections every year

1. QUICK SEARCH OR BROWSE

1 Search by article or keyword in the home page search bar for direct access to the latest academic research.

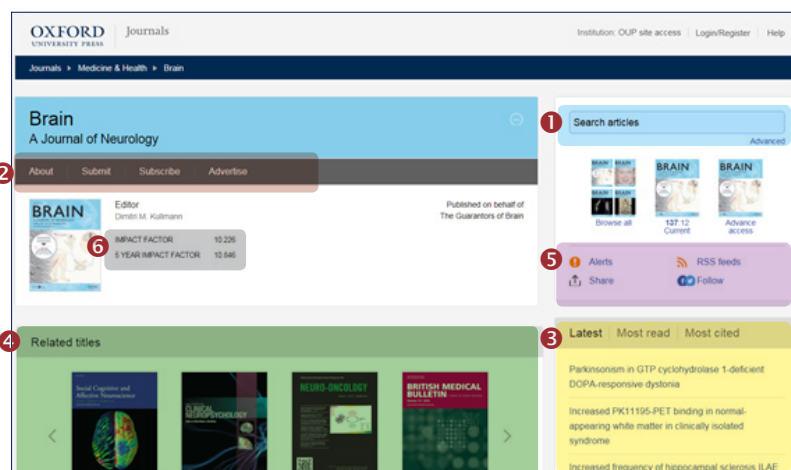
2 Use the A-Z list or subject area tabs to browse journals across the collections.

3 Find resources such as instructions for accessing your favourite journal as well as tips on how to submit an article.

4 Explore selected pages in local languages: Chinese and Japanese.



2. JOURNAL LEVEL



1 Search all articles across the publication.

2 Find out more about the journal, including how to submit papers, using these tabs

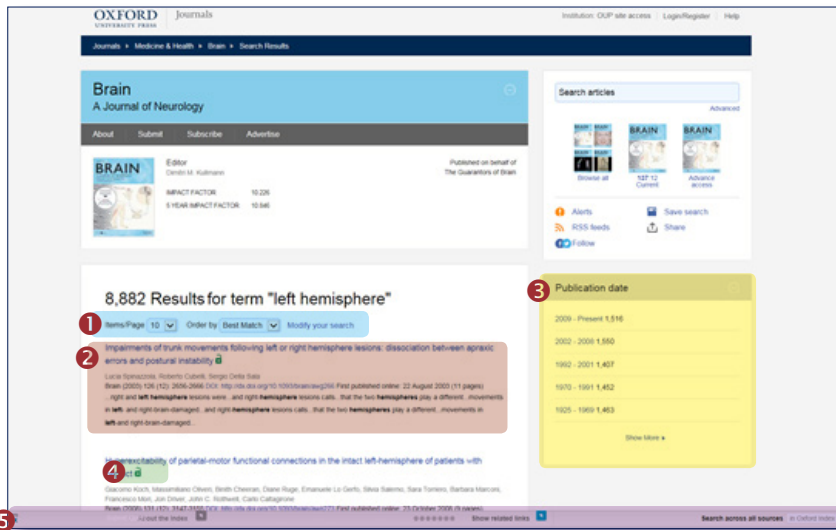
3 Instantly click through to the latest, most read, or most cited articles.

4 Browse related titles.

5 Share content, set up alerts and connect on social media.

6 Browse journal information such as Impact Factor and society affiliation

3. WORKING WITH SEARCH RESULTS



1 Customise the number of results per page, and the order results are displayed in, or modify your search.

2 Mouse over article titles to view the abstract.

3 Browse by publication date.

4 Articles you can access are marked with this symbol.

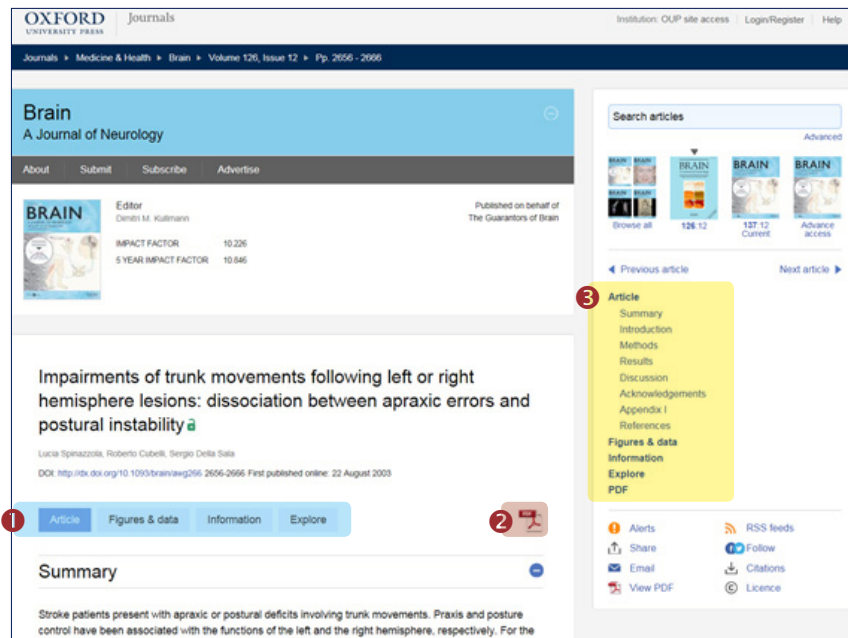
5 Use the *Oxford Index* underbar to find related content across OUP resources.

4. ARTICLE NAVIGATION

1 Use these tabs to view images, author information, and to find further related content.

2 View article as a PDF.

3 Navigate using the hyperlinked table of contents.



SEARCH TIPS: you can limit or widen your search results by using these search rules

Searching for a phrase: to find a set phrase, enter it in the search box surrounded by quotation marks

Boolean operators: the available Boolean operators are AND, OR, NOT, and NEAR. Type them directly into the search box in capital letters between terms. For example: land NOT sea

Special characters: you need not enter accented letters in order to find words that contain accents

Wildcards: wildcards * and ? may be used to replace letters of which you are unsure. ? represents a single letter; for example, entering c?t will find cat, cut, and cot. * may be used in place of one or more letters; for example, c*t will find cat, cut, and cot, but also carat, clot, count, chat, etc.